



## Tekla Healthcare Opportunites Fund

The Fund's investment objective is to seek current income and long-term capital appreciation.

### Second Quarter 2021

#### Description of the Fund

Tekla Healthcare Opportunites Fund ("THQ") is a non-diversified closed-end healthcare fund traded on the New York Stock Exchange under the ticker THQ. THQ employs a versatile growth and income investment strategy investing across all healthcare sub-sectors and across a company's full capital structure.

#### Investment Philosophy

Tekla Capital Management LLC, the Investment Adviser to the Fund, believes that:

- Aging demographics and adoption of new medical products and services can provide long-term tailwinds for healthcare companies
- Late stage biotechnology product pipeline could lead to significant increases in biotechnology sales
- Investment opportunity spans 11 sub-sectors including biotechnology, healthcare technology, managed care and healthcare REITs
- Robust M&A activity in healthcare may create additional investment opportunities

#### Fund Overview and Characteristics as of 6.30.21

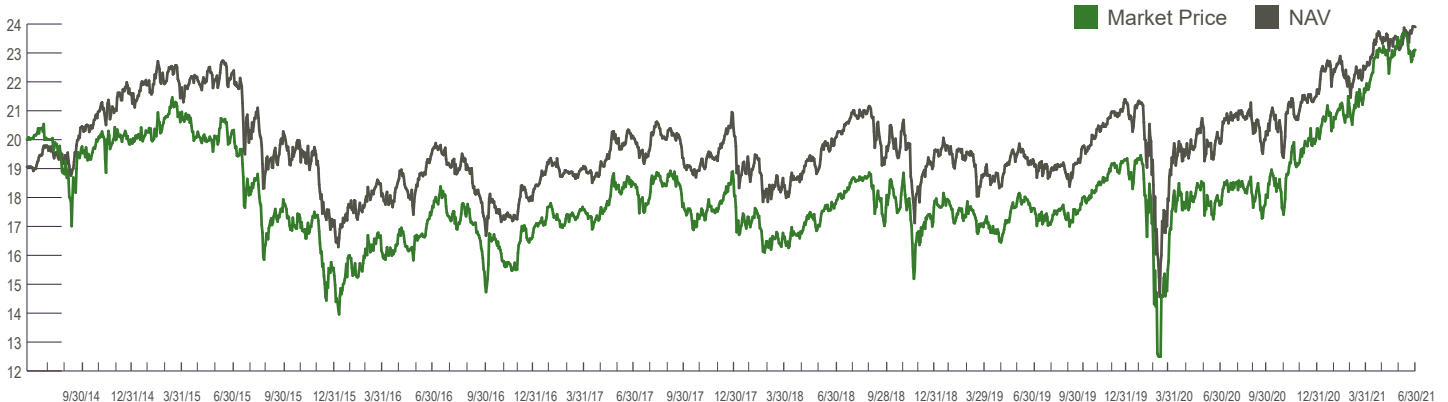
Market Price <sup>1</sup>	<b>\$23.10</b>
NAV <sup>2</sup>	<b>\$23.90</b>
Premium/(Discount)	<b>-3.35%</b>
Average 30 Day Volume	<b>81,608</b>
Net Assets	<b>\$987,978,652</b>
Managed Assets	<b>\$1,212,978,652</b>
Leverage Outstanding	<b>\$225,000,000</b>
Total Leverage Ratio <sup>3</sup>	<b>18.55%</b>
Ticker	<b>THQ</b>
NAV Ticker	<b>XTHQX</b>
Commencement of Operations Date	<b>7/31/14</b>
CUSIP	<b>879105104</b>

<sup>1</sup> The closing price at which the Fund's shares were traded on the exchange.

<sup>2</sup> Per-share dollar value of the Fund, calculated by dividing the total value of all the securities in its portfolio, plus any other assets and less liabilities, by the number of Fund shares outstanding.

<sup>3</sup> As a percentage of managed assets.

#### Price and NAV History as of 6.30.21\*



#### Performance as of 6.30.21

	Market Price	NAV
3 Month	<b>7.86%</b>	<b>7.77%</b>
1 year	<b>38.74%</b>	<b>28.98%</b>
3 year	<b>19.06%</b>	<b>16.24%</b>
5 year	<b>15.11%</b>	<b>13.75%</b>
Since Commencement of Operations*	<b>10.16%</b>	<b>11.52%</b>

All performance over one-year has been annualized.

\*Since commencement of operations of fund (7.31.14).

Performance data quoted represents past performance, which is no guarantee of future results, and current performance may be lower or higher than the figures shown. The NAV total return takes into account the Fund's total annual expenses and does not reflect transaction charges. If transaction charges were reflected, NAV total return would be reduced. All distributions are assumed to be reinvested either in accordance with the dividend reinvestment plan (DRIP) for market price returns or NAV for NAV returns. The market price returns reflect the reinvestment at the closing market price on the last business day of the month.

DEST\_INV-FS-THQ-Second Quarter 2021

#### Second Quarter 2021 Fund Yield and Distributions

Market Price Distribution Rate <sup>4</sup>	<b>5.84%</b>
Monthly Dividend Per Share	<b>\$0.1125</b>
Record Dates	<b>June 18, 2021 May 20, 2021 April 20, 2021</b>
Payable Dates	<b>June 30, 2021 May 28, 2021 April 30, 2021</b>

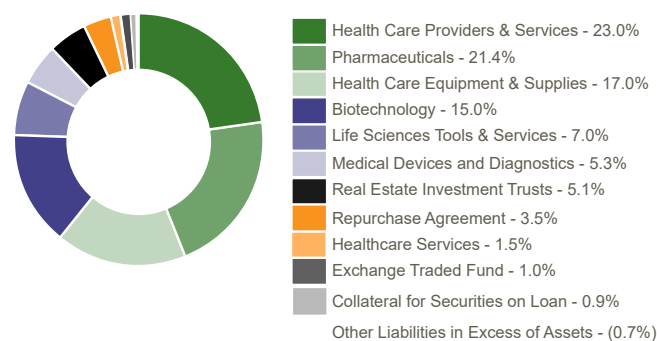
<sup>4</sup> Monthly dividend per share annualized and divided by the June 30, 2021 market price per share. The Fund's second quarter 2021 distributions were estimated to be comprised of net investment income, long-term capital gains, short-term capital gains, and return of capital. The distribution rate alone is not indicative of Fund performance. The character of the current distributions was disclosed in a Section 19(a) Notice located under the "Investor Information" section of the Fund's website. Please note that the distribution classifications are preliminary and certain distributions may be re-classified at year end. Please refer to year-end tax documents for the final classifications of the Fund's distributions for a given year.

## Top 10 Holdings by Issuer as of 6.30.21\*

UnitedHealth Group, Inc.	7.7%
Johnson & Johnson	5.1%
AbbVie, Inc.	4.2%
Abbott Laboratories	4.0%
Cigna Corp.	3.7%
Anthem, Inc.	3.5%
Medtronic plc	3.3%
Merck & Co., Inc.	3.2%
Thermo Fisher Scientific, Inc.	3.1%
Bristol-Myers Squibb Co.	2.9%

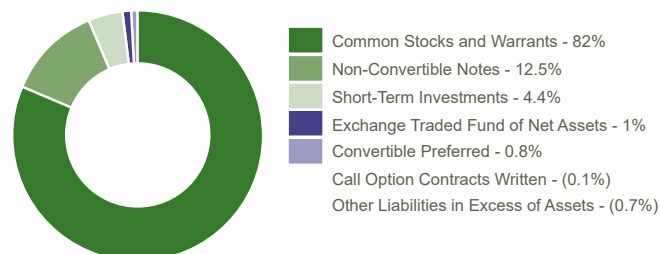
This data is subject to change on a daily basis and is not representative of the entire portfolio.

## Sub-Sector Allocation as of 6.30.21\*



This data is subject to change on a daily basis.

## Asset Allocation as of 6.30.21\*



This data is subject to change on a daily basis.

\*Data is based on managed assets.

## Risk Considerations

This information does not represent an offer to sell securities of the Fund nor is it soliciting an offer to buy securities of the Fund. There can be no assurance that the Fund will achieve its investment objective. The value of the Fund will fluctuate with the value of the underlying securities. Historically, closed-end funds often trade at a discount to their net asset value. Both the net asset value and the market value of shares of common stock may be subject to high volatility and a decline in value. An investment in the Fund includes, but is not limited to, risks and considerations such as: **Limited Operating History, Market Risk, Equity Securities Risk, Selection Risk, Concentration in the Healthcare Industries, Pharmaceuticals Sector Risk, Biotechnology Industry Risk, Managed Care Sector Risk, Life Science and Tool Industry Risk, Healthcare Technology Sector Risk, Healthcare Services Sector Risk, Healthcare Supplies Sector Risk, Healthcare Facilities Sector Risk, Healthcare Equipment Sector Risk, Healthcare Distributors Sector Risk, Healthcare REIT Risk, Interest Rate Risk, Credit/Default Risk, Non-Investment Grade Securities Risk, Derivatives Risk, Risks Associated with the Fund's Option Strategy, Counterparty Risk, Regulation as a "Commodity Pool", Liquidity Risk, Convertible Securities Risk, PIPEs Risk, Leverage Risk, Restricted Securities, Emerging Markets Risk, Foreign Securities Risk, Key Personnel Risk, Discount to NAV Risk, Anti-Takeover Provisions Risk, Related Party Transactions Risk, Non-Diversification Risk, Government Intervention, Market Disruption and Geopolitical Risk, Potential Conflicts of Interest Risk.**

Please consider the Fund's investment objective and risks carefully before you invest. The Fund may seek to enhance the level of the Fund's current income and capital appreciation potential through the use of leverage. Certain risks are associated with the leveraging of common stock. Both the net asset value and the market value of shares of common stock may be subject to higher volatility and a decline in value.

Tekla Capital Management LLC is the Fund's investment manager. Destra Capital Advisors, a registered investment advisor, is providing secondary market servicing for the Fund.

thq@destracapital.com

877.855.3434

## Portfolio Manager

### Daniel Omstead, PhD

President

BS, MS, PhD (Lehigh University, Columbia University)

Experience: Merck, Johnson & Johnson, CytoTherapeutics, Reprogenesis, JPMorgan

40 Years Experience

## Investment Team

### Jason Akus, MD

Senior Vice President, Research

BS, MD, MBA (Tufts University)

Experience: Medvolution, JPMorgan

### Timothy Gasperoni, PhD

Senior Vice President, Research

BA, MA, MBA, PhD (Swarthmore

College, UPenn, MIT, UCLA)

Experience: Sabby Capital,

Crosswind Investments, Andesite

### Ashton L. Wilson

Senior Vice President

BS (Virginia Tech)

Experience: Goldman Sachs & Co.,

Bank of America Merrill Lynch

### Christopher Abbott

Vice President, Research

BA (Hamilton College)

Experience: Leerink Partners

### Robert Benson, CFA, CAIA

Vice President

BS, MS (MIT, U Cal Berkeley)

Experience: State Street Global

Advisors

### Richard Goss

Senior Analyst, Research

BA (Cornell University)

Experience: Leerink Partners,

Datamonitor

### Julian Harrison

Senior Analyst, Research

BS, MS (Cornell University, Weil

Cornell Medical College)

Experience: BTIG, H.C. Wainwright &

Co., Hospital for Special Surgery

### Jack Liu, MBA, PhD

Senior Analyst, Research

BS, MBA, PhD (Tsinghua University,

MIT, Northeastern University)

Experience: Weatherbie Capital,

Fidelity Investments, King Tower

Asset Management

### Christopher Seitz, MBA

Analyst, Research

BA, MBA (Williams College, The

Wharton School of Business)

Experience: Nantahala Capital

Management, Excel Venture

Management

## About Tekla Capital Management LLC

Tekla is a registered investment adviser based in Boston, Massachusetts and is a leader in healthcare and bioscience investing, managing approximately \$3.6 billion in closed-end fund assets as of June 30, 2021. Their management team is very well staffed with PhDs, MDs and MBAs that have in-depth operating knowledge of the healthcare industry. Tekla prides itself as being healthcare investment managers, not investment managers that manage healthcare.



**TEKLA**

Capital Management LLC

Not FDIC-Insured, Not Bank Guaranteed, May Lose Value